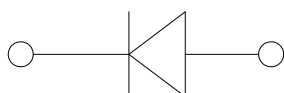



Zener Diodes



Features

- Zener Voltage 3.6V-36V
- Epoxy Meets UL 94 V-0 Flammability Rating
- High Conductance
- Lead Free Finish/RoHS Compliant
- Small package saves board space
- Moisture Sensitivity Level 3

Mechanical Data

- **Package:** DFN1006-2L
- **Terminals:** Tin plated leads, solderable per J-STD-002 and JESD22-B102
- **Polarity:** Cathode line denotes the cathode end

■Maximum Ratings (T_a=25°C Unless otherwise specified)

PARAMETER	SYMBOL	UNIT	Conditions	VALUE
Maximum Forward Voltage	V _F	V	I _F =10mA	1
Maximum Regulator Current	I _{ZM}	mA		P _D /V _Z
Power dissipation	P _D	mW		100
Junction temperature	T _j	°C		150
Storage temperature range	T _{stg}	°C		-55 ~+150

■Ordering Information (Example)

PREFERRED P/N	UNIT WEIGHT(mg)	MINIIMUM PACKAGE(pcs)	INNER BOX QUANTITY(pcs)	OUTER CARTON QUANTITY(pcs)	DELIVERY MODE
BZT52B3V6L3P THRU BZT52B36L3P	Approximate 0.9	10K	100K	400K	Tape & Reel



BZT52B3V6L3P THRU BZT52B36L3P

■Electrical Characteristics (T_a=25°C Unless otherwise specified)

Type Number	Device Marking	V _z at I _{zt} (V)			I _{zt}	Z _{zt} (Ω)		Z _{zk} (Ω)		I _R (μA)@V _R	
		min.	typ.	max.	mA	I _{zT} (mA)	max.	I _{zk} (mA)	max.	max	V _R (V)
BZT52B3V6L3P	2W4	3.53	3.6	3.67	5	5	95	1.0	600	15	1.0
BZT52B3V9L3P	2W5	3.82	3.9	3.98	5	5	95	1.0	600	10	1.0
BZT52B4V3L3P	2W6	4.21	4.3	4.39	5	5	95	1.0	600	5	1.0
BZT52B4V7L3P	2W7	4.61	4.7	4.79	5	5	78	1.0	500	1	1.0
BZT52B5V1L3P	2W8	5.0	5.1	5.2	5	5	60	1.0	480	0.1	0.8
BZT52B5V6L3P	2W9	5.49	5.6	5.71	5	5	40	1.0	400	0.1	1.0
BZT52B6V2L3P	2WA	6.08	6.2	6.32	5	5	10	1.0	150	0.1	2.0
BZT52B6V8L3P	2WB	6.66	6.8	6.94	5	5	8	1.0	80	0.1	3.0
BZT52B7V5L3P	2WC	7.35	7.5	7.65	5	5	7	1.0	80	0.1	5.0
BZT52B8V2L3P	2WD	8.04	8.2	8.36	5	5	7	1.0	80	0.1	6.0
BZT52B9V1L3P	2WE	8.92	9.1	9.28	5	5	10	1.0	100	0.1	6.8
BZT52B10L3P	2WF	9.8	10	10.2	5	5	15	1.0	150	0.1	7.5
BZT52B11L3P	2WG	10.78	11	11.22	5	5	20	1.0	150	0.1	8.2
BZT52B12L3P	2WH	11.76	12	12.24	5	5	20	1.0	150	0.1	9.0
BZT52B13L3P	2WI	12.74	13	13.26	5	5	26	1.0	170	0.1	9.7
BZT52B15L3P	2WJ	14.7	15	15.3	5	5	30	1.0	200	0.1	11.0
BZT52B16L3P	2WK	15.68	16	16.32	5	5	40	1.0	200	0.1	12
BZT52B18L3P	2WL	17.64	18	18.36	5	5	50	1.0	225	0.1	14.0
BZT52B20L3P	2WM	19.6	20	20.4	5	5	55	1.0	225	0.1	15.0
BZT52B22L3P	2WN	21.56	22	22.44	5	5	55	1.0	250	0.1	17.0
BZT52B24L3P	2WO	23.52	24	24.48	5	5	70	1.0	250	0.1	18.0
BZT52B27L3P	2WP	26.46	27	27.54	5	5	80	1.0	300	0.1	20.0
BZT52B30L3P	2WQ	29.4	30	30.6	5	5	80	1.0	300	0.1	22
BZT52B33L3P	2WR	32.34	33	33.66	5	5	80	1.0	325	0.1	24.0
BZT52B36L3P	2WS	35.28	36	36.72	5	5	90	1.0	350	0.1	27.0



BZT52B3V6L3P THRU BZT52B36L3P

■ Characteristics (Typical)

Fig 1: Zener Breakdown Characteristics

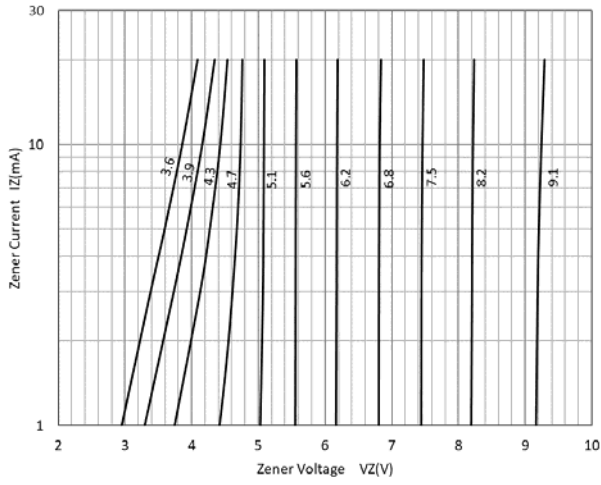


Fig 2: Zener Breakdown Characteristics

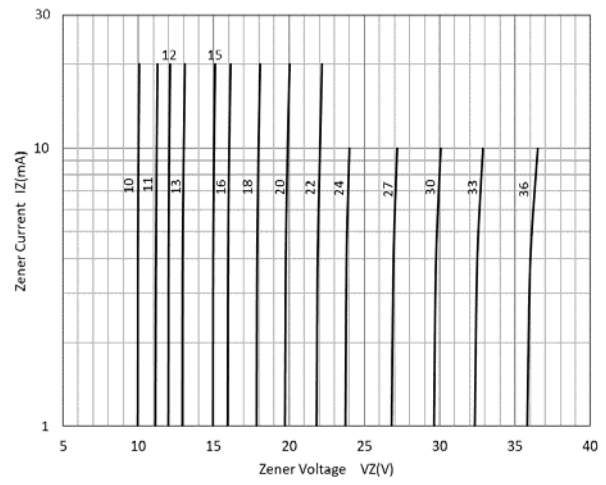


Fig 3: Typical Temperature Coefficient

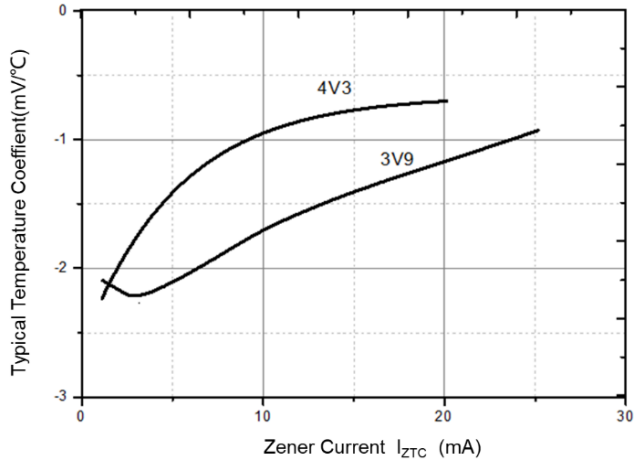
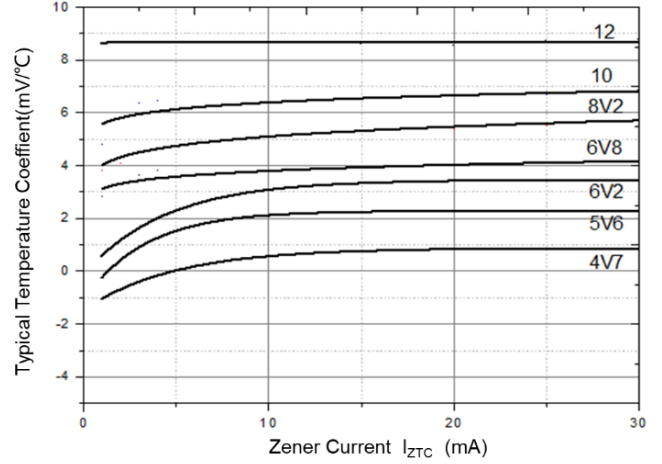


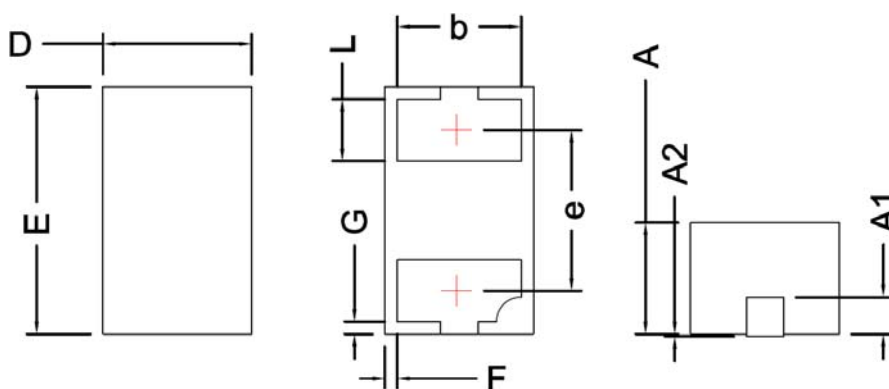
Fig 4: Typical Temperature Coefficient





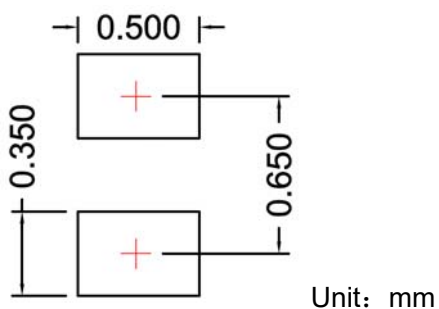
BZT52B3V6L3P THRU BZT52B36L3P

■ Outline Dimensions



SYMBOL	MILLIMETER		
	MIN	NOM	MAX
D	0.50	0.60	0.70
E	0.90	1.00	1.10
A	0.35	0.45	0.55
A1	0.15 BSC		
A2			0.10
F	0.005		
G	0.005		
L	0.15	0.25	0.35
b	0.41	0.50	0.59
e	0.65 BSC		

■ Soldering Footprint





BZT52B3V6L3P THRU BZT52B36L3P

Disclaimer

The information presented in this document is for reference only. Yangzhou Yangjie Electronic Technology Co., Ltd. reserves the right to make changes without notice for the specification of the products displayed herein to improve reliability, function or design or otherwise.

The product listed herein is designed to be used with ordinary electronic equipment or devices, and not designed to be used with equipment or devices which require high level of reliability and the malfunction of which would directly endanger human life (such as medical instruments, transportation equipment, aerospace machinery, nuclear-reactor controllers, fuel controllers and other safety devices), Yangjie or anyone on its behalf, assumes no responsibility or liability for any damages resulting from such improper use of sale.

This publication supersedes & replaces all information previously supplied. For additional information, please visit our website [http:// www.21yangjie.com](http://www.21yangjie.com) , or consult your nearest Yangjie's sales office for further assistance.